

# RACECARD

## 2017 MONTREAL EPRIX



**JULY  
29-30  
2017**

**2016-2017  
FIA FORMULA E  
CHAMPIONSHIP:  
ROUNDS 11 AND 12**

**MONTREAL  
CANADA**



**2 RACES**

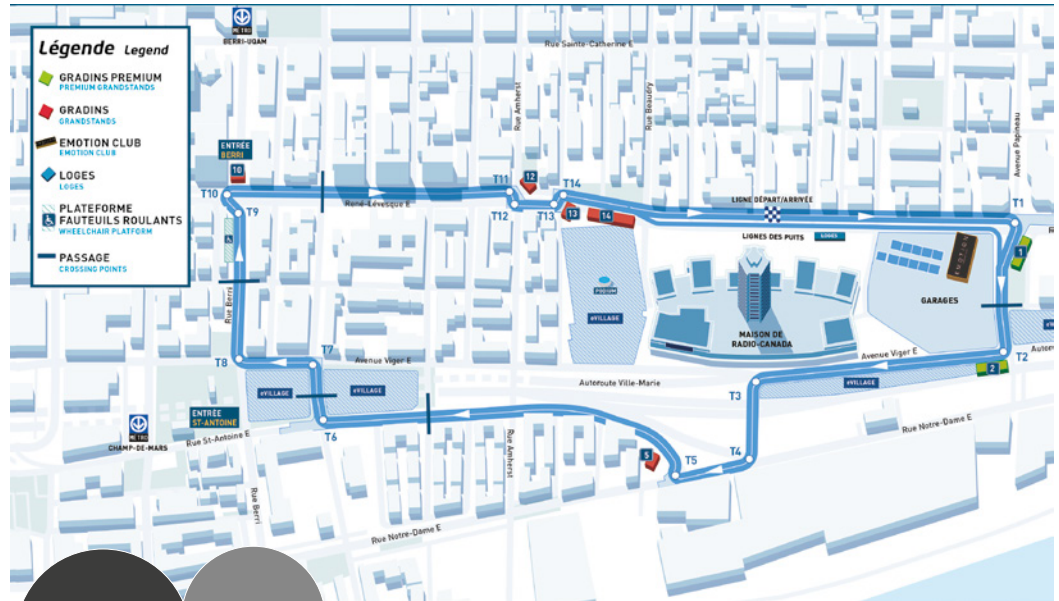
### THE MONTREAL EPRIX

- » Montréal is the fourth American venue to host a meeting of the 2016/2017 FIA Formula E Championship
- » Canada is hosting Formula E action for the first time
- » 60,000 spectators (10,000 seated) are expected for the race

### MONTREAL EPRIX NEWS

- » Montreal is spending \$3.6 million on an Electrification and Intelligent Smart Transport Institute
- » Montreal recently trialled driver-less electric minibuses along rue Saint-Antoine which is incorporated in the Formula E track
- » Montreal has hosted a Formula 1 grand prix since 1978
- » Michelin held its MOVIN' ON event (formerly the Challenge Bibendum) in Montreal last month
- » The second Montreal Electric Vehicle Show will be held on April 20-22, 2018

## THE CIRCUIT



**2,750** KM  
**14** TURNS  
5G - 9D

Circuit around Maison Radio-Canada near the Saint Laurent River. Some roads have been re-surfaced for the race.

### TEAMS / DRIVERS

- » Sébastien Buemi and Jose-Maria Lopez are back for the 2016/2017 FIA Formula E Championship's big finale

### TIMETABLE

FRIDAY JULY 28		
9:30 AM	AUTOGRAPH SESSION	90 m.
3:00 PM	SHAKEDOWN	30 m.
4:10 PM	ROBORACE	50 m.

### TIMETABLE

SATURDAY JULY 29			SUNDAY JULY 30		
8:00 AM	FREE PRACTICE 1	45 m.	8:00 AM	FREE PRACTICE 1	45 m.
8:55 AM	ROBORACE PRACTICE	20 m.	8:55 AM	ROBORACE PRACTICE	20 m.
10:30 AM	FREE PRACTICE 2	30 m.	10:30 AM	FREE PRACTICE 2	30 m.
12:00 PM	QUALIFYING	36 m.	12:00 PM	QUALIFYING	36 m.
12:45 PM	SUPER POLE	15 m.	12:45 PM	SUPER POLE	15 m.
2:00 PM	AUTOGRAPH SESSION	30 m.	2:00 PM	AUTOGRAPH SESSION	30 m.
2:00 PM	ROBORACE RACE 1	60 m.	2:00 PM	ROBORACE RACE 2	60 m.
4:03 PM	MONTREAL EPRIX RACE 1		4:03 PM	MONTREAL EPRIX RACE 2	
5:00 PM	PRIZEGIVING		5:00 PM	PRIZEGIVING	

CIRCUIT TIME (GMT-5) - INFORMATION SUBJECT TO CHANGE



## SERGE GRISIN

manager of Michelin Motorsport's FIA Formula E programme



"The outcome of the 2016/2017 FIA Formula E Championship will be settled at an all-new venue for which we have very little data. Its configuration resembles that of the circuit used by the Paris ePrix. It has 14 turns but it is also longer, which means we will probably see top speeds close to 200kph. Much of the track has been resurfaced but we have no knowledge of how abrasive it is or how much grip it will give. We are consequently counting on the performance and versatility of the Michelin Pilot Sport EV2 to ensure a grand finale to what has been a superb season."

## MICHELIN & THE MONTREAL EPRIX

### TECHNICAL DATA

#### PILOT SPORT EV2

FRONT: 245/40X18 &  
REAR: 305/40X18

Developed specifically for the FIA Formula E Championship  
The first 18-inch single-seater racing tyre

The first single-seater racing tyre capable of competing in dry and wet conditions

The first tyre capable of lasting an entire race meeting



<b>Size (front/rear)</b>	24/64-18 / 27/68-18
<b>Width (front/rear)</b>	245mm / 305mm
<b>Tread width (front/rear)</b>	240mm / 270mm
<b>Side wall height (front/rear)</b>	98mm / 122mm (i.e. 40 percent of tread width)
<b>Exterior diameter</b>	18 inches
<b>Weight (front/rear)</b>	8.8kg / 10.9kg
<b>Type of tread pattern</b>	Asymmetric, non-directional
<b>Usage</b>	Circuits, street circuits, asphalt, concrete, wet or dry weather
<b>Number of tyres taken to each race</b>	200 (160 new tyres + 40 from the previous race)
<b>Weight saving (compared with the MICHELIN Pilot Sport EV)</b>	1.1kg front 1.4kg rear
<b>Weight saving per set of four tyres</b>	5kg (11 percent)
<b>Rolling resistance</b>	Lowered by 16 percent (equivalent to more than 2km, or one lap)



# FIA FORMULA E






















## DRIVERS STANDING

DRIVERS														TOT.
		HK	MA	AR	MX	MC	FR	DE	DE	US	US	CA	CA	
1	<b>BUEMI S. (CHE)</b> RENAULT E.DAMS SPARK-RENAULT - RENAULT Z.E 16		25	25	25	1	28	28	-	25	-	-	-	157
2	<b>DI GRASSI L. (BRA)</b> ABT SCHAEFFLER AUDI SPORT SPARK-ABT SPORTSLINE - ABT SCHAEFFLER FE02		18	10	18	25	18	-	21	15	12	10	-	147
3	<b>ROSENQVIST F. (SWE)</b> MAHINDRA RACING SPARK-MAHINDRA - MAHINDRA M3ELECTRO		1	18	1	0	8	12	25	21	0	18	-	104
4	<b>BIRD S. (GBR)</b> DS VIRGIN RACING SPARK-CITROËN - VIRGIN DSV-02		0	18	-	15	1	2	6	6	25	28	-	101
5	<b>PROST N. (FRA)</b> RENAULT E.DAMS SPARK-RENAULT - RENAULT Z.E 16		12	12	12	10	2	10	10	4	4	8	-	84
6	<b>HEIDFELD N. (DEU)</b> MAHINDRA RACING SPARK-MAHINDRA - MAHINDRA M3ELECTRO		15	2	0	0	15	15	15	1	-	15	-	78
7	<b>VERGNE J. (FRA)</b> TECHEETAH SPARK-RENAULT - RENAULT Z.E 16		-	4	18	18	-	-	4	8	18	4	-	74
8	<b>LOPEZ J. (ARG)</b> DS VIRGIN RACING SPARK-CITROËN - VIRGIN DSV-02		-	1	1	8	-	18	12	10	-	-	-	50
9	<b>ABT D. (DEU)</b> ABT SCHAEFFLER AUDI SPORT SPARK-ABT SPORTSLINE - ABT SCHAEFFLER FE02		-	8	6	6	6	0	8	12	0	1	-	47
10	<b>PIQUET JR. N. (BRA)</b> NEXTEV NIO SPARK-NEXTEV - NEXTEV TCR FORMULAE 002		3	0	10	2	12	6	0	0	0	0	-	33
11	<b>TURVEY O. (GBR)</b> NEXTEV NIO SPARK-NEXTEV - NEXTEV TCR FORMULAE 002		4	6	2	3	0	0	1	2	8	0	-	26
12	<b>FRIJNS R. (NLD)</b> MS AMLIN ANDRETTI SPARK-ANDRETTI - ATEC-02		8	0	0	0	0	8	0	0	2	2	-	20
13	<b>DUVAL L. (FRA)</b> FARADAY FUTURE DRAGON RACING SPARK-PENSKÉ - PENSKÉ 701-EV		0	1	8	-	-	-	0	-	10	0	-	19
14	<b>GASLY P. (FRA)</b> RENAULT E.DAMS SPARK-RENAULT - RENAULT Z.E 16		-	-	-	-	-	-	-	6	12	-	-	18
15	<b>SARRAZIN S. (FRA)</b> VENTURI FORMULA E SPARK-VENTURI - VENTURI VM200-FE-02		1	0	0	0	0	1	0	0	15	0	-	17
16	<b>ENGEL M. (DEU)</b> VENTURI FORMULA E SPARK-VENTURI - VENTURI VM200-FE-02		2	-	-	-	10	-	2	1	1	-	-	16
16	<b>EVANS M. (NZL)</b> PANASONIC JAGUAR RACING SPARK-JAGUAR - JAGUAR I-TYPE 1		-	0	0	12	1	2	1	0	-	-	-	16
18	<b>D'AMBROSIO J. (BEL)</b> FARADAY FUTURE DRAGON RACING SPARK-PENSKÉ - PENSKÉ 701-EV		6	0	4	0	-	-	0	0	-	1	-	11
19	<b>FELIX DA COSTA A. (PRT)</b> MS AMLIN ANDRETTI SPARK-ANDRETTI - ATEC-02		10	-	0	-	0	-	0	0	0	0	-	10
19	<b>DILLMANN T. (FRA)</b> VENTURI FORMULA E SPARK-VENTURI - VENTURI VM200-FE-02		-	-	-	-	-	4	-	0	0	6	-	10
21	<b>CARROLL A. (GBR)</b> PANASONIC JAGUAR RACING SPARK-JAGUAR - JAGUAR I-TYPE 1		0	0	0	4	0	0	0	0	1	0	-	5
21	<b>GUTIERREZ E. (MEX)</b> TECHEETAH SPARK-RENAULT - RENAULT Z.E 16		-	-	-	1	4	0	-	-	-	-	-	5
23	<b>LYNN A. (GBR)</b> DS VIRGIN RACING SPARK-CITROËN - VIRGIN DSV-02		-	-	-	-	-	-	-	3	-	-	-	3



# FIA FORMULA E

## TEAMS STANDING

TEAM	 HK	 MA	 AR	 MX	 MC	 FR	 DE	 DE	 US	 US	 CA	 CA	TOT.
<b>1</b> RENAULT E.DAMS 	37	37	37	11	30	38	10	29	10	20	-	-	<b>259</b>
<b>2</b> ABT SCHAEFFLER AUDI SPORT 	18	18	24	31	24	0	29	27	12	11	-	-	<b>194</b>
<b>3</b> MAHINDRA RACING 	16	20	1	0	23	27	40	22	0	33	-	-	<b>182</b>
<b>4</b> DS VIRGIN RACING 	0	19	1	23	1	19	18	16	28	28	-	-	<b>153</b>
<b>5</b> TECHEETAH 	-	4	18	19	4	0	4	8	33	4	-	-	<b>94</b>
<b>6</b> NEXTEV NIO 	7	6	12	5	12	6	1	2	8	0	-	-	<b>59</b>
<b>7</b> MS AMLIN ANDRETTI 	18	0	0	0	0	8	0	0	2	2	-	-	<b>30</b>
<b>8</b> FARADAY FUTURE DRAGON RACING 	6	1	12	0	-	0	0	0	10	1	-	-	<b>30</b>
<b>9</b> VENTURI FORMULA E 	3	0	0	0	10	5	2	1	1	6	-	-	<b>28</b>
<b>10</b> PANASONIC JAGUAR RACING 	0	0	0	16	1	2	1	0	1	0	-	-	<b>21</b>



### TYRES

The tyre allocation per driver per race is five fronts and five rears. One front and one rear tyre must be carried over from the previous round, except for the opening round of the championship when all 10 tyres are new.

### FANBOOST

A 100kJ boost is available for use between 180kW and 200kW during the race's second half by the three drivers who receive the highest number of Fan Boost votes.

### POINTS-SCORING

#### SYSTEM:

- 1<sup>st</sup> – 25 points
- 2<sup>nd</sup> – 18 points
- 3<sup>rd</sup> – 15 points
- 4<sup>th</sup> – 12 points
- 5<sup>th</sup> – 10 points
- 6<sup>th</sup> – 8 points
- 7<sup>th</sup> – 6 points
- 8<sup>th</sup> – 4 points
- 9<sup>th</sup> – 2 points
- 10<sup>th</sup> – 1 point

**Pole position:** 3 points  
**Fastest race lap:** 1 point

## EPRIX FORMAT

The entire ePrix programme takes place during a single day.

### FREE PRACTICE

One 45-minute session and one 30-minute session on race morning. The drivers can use both their cars, with 200kW available.

### QUALIFYING

Qualifying lasts up to 90 minutes, with drivers divided into four groups of five, followed by a Super Pole shootout involving five cars. The session must start at least one hour after the end of free practice. The initial four groups are decided by a random draw attended by all the drivers. Group sessions last six minutes, giving drivers time to complete two flying laps, one with maximum power available. The switch to maximum power may only take place during the final sector of the previous lap.

### SUPERPOLE

The five fastest drivers go on to contest the SuperPole shootout in the same car they used for the group phase. The drivers start one by one, beginning with the slowest of the five. They perform one out-lap, a timed flying lap and an in-lap.

### RACE

Drivers must use two cars, with a mandatory midrace switch in the team's pits.